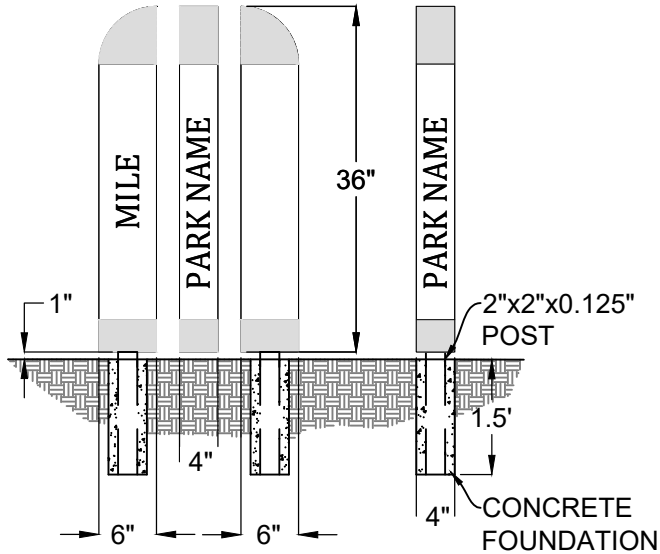


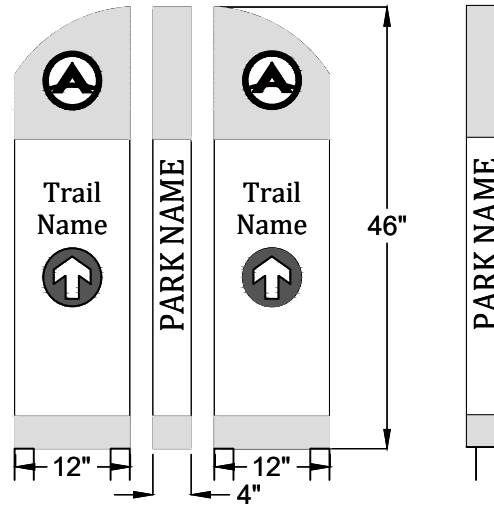
WAYFINDING

MILEAGE
36" x 6" x 4"



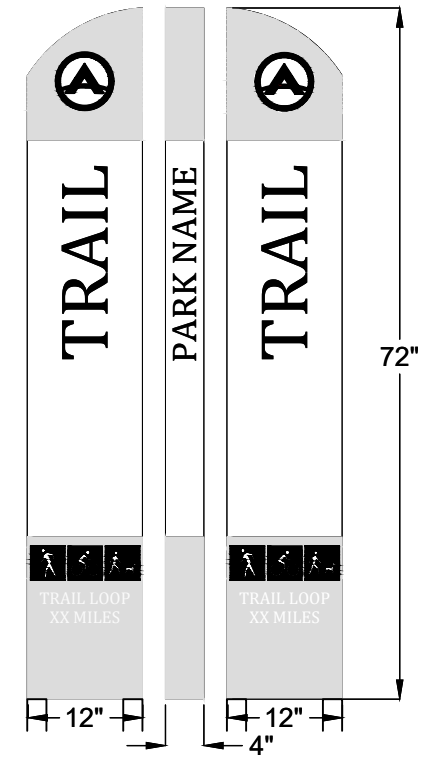
SINGLE-SIDED
MILEAGE NUMBER: TBD

DIRECTIONAL
46" x 12" x 4"



LOCATE AT STREET/SIDEWALK
DOUBLE-SIDED
ARROW DIRECTION: TBD

ID SIGN
72" x 12" x 4"



LOCATED AT TRAIL START
DOUBLE-SIDED
LOOP REFERENCE: TBD

NOTES:

1. WAYFINDING SIGNAGE SHALL BE MOUNTED ON A 1" X 4" X 0.125" ALUMINUM C-CHANNEL FRAME.
2. SIGN FACES SHALL BE 0.080" MILL FINISHED (MF) ALUMINUM EPOXIED TO THE FRAME.
3. THE EXTERIOR OF THE SIGN SHALL HAVE A MINIMUM OF TWO ¼" DRAIN HOLES ALONG THE BOTTOM KEPT FREE OF DEBRIS.
4. MILEAGE SIGNS SHALL BE MOUNTED ON A SINGLE STUB MOUNT. DIRECTIONAL AND ID SIGNS SHALL BE MOUNTED ON A DOUBLE STUB MOUNT WITH 2" X 2" X 0.125" ALUMINUM TUBE POSTS. A VERTICAL CLEARANCE OF ONE (1) INCH SHALL BE MAINTAINED BETWEEN THE BOTTOM OF THE SIGN AND GROUND SURFACE. POSTS SHALL BE DRIVEN MINIMUM 18 INCHES INTO THE GROUND AND ENCASED IN CONCRETE.
5. THE COLOR SCHEME OF SIGN FACES SHALL BE WHITE SATIN AND GREEN (PMS 7743 C SATIN). THE CUT AND PRINTED VINYL SHALL BE BLACK AND WHITE.